INDIKATOR NASIONAL MUTU
RSUD CILEUNGSI
TAHUN 2025

PEMERINTAH DAERAH KABUPATEN BOGOR

RUMAH SAKIT UMUM DAERAH CILEUNGSI

Jl. Raya Cileungsi – Jonggol, KM.10, Cipeucang, Kec. Cileungsi, Kabupaten Bogor.

INDIKATOR NASIONAL MUTU (INM)

1. Kepatuhan Kebersihan Tangan

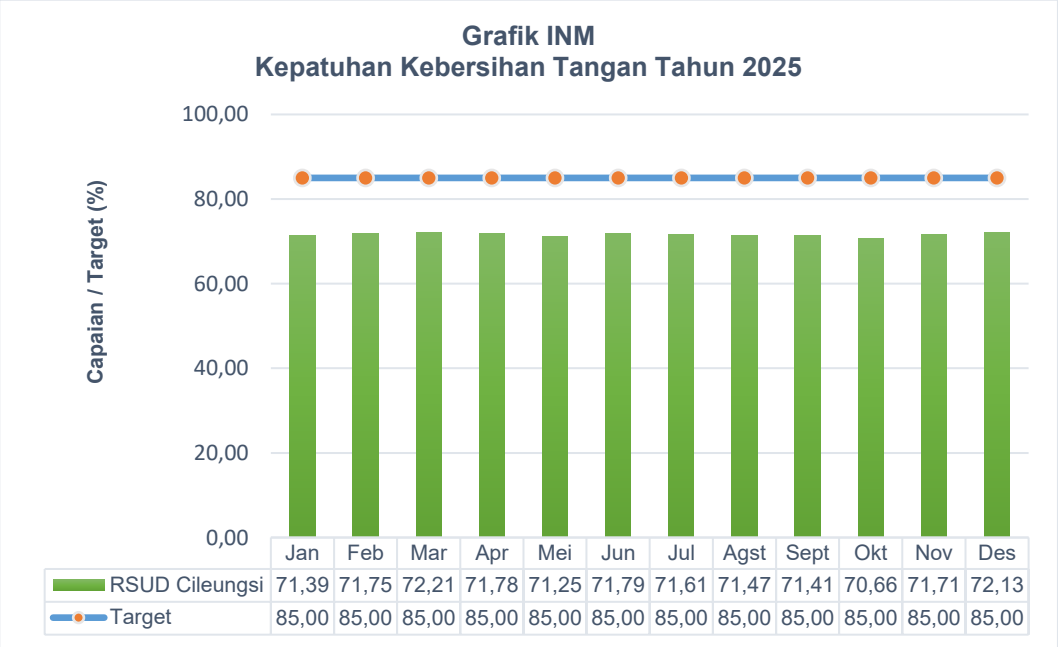

2. Kepatuhan Penggunaan APD

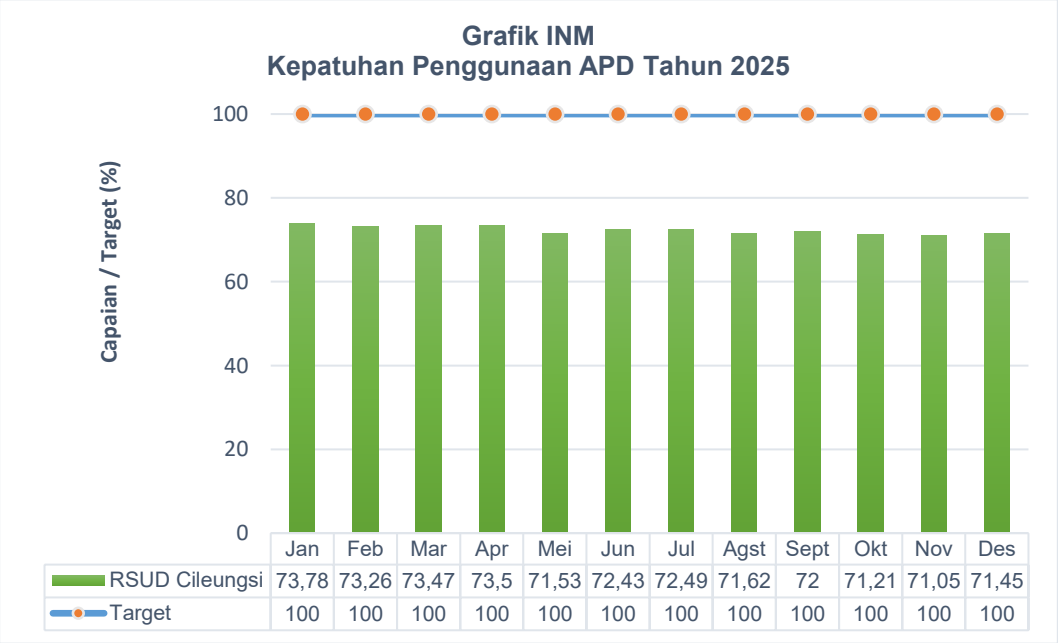

3. Kepatuhan Identifikasi Pasien

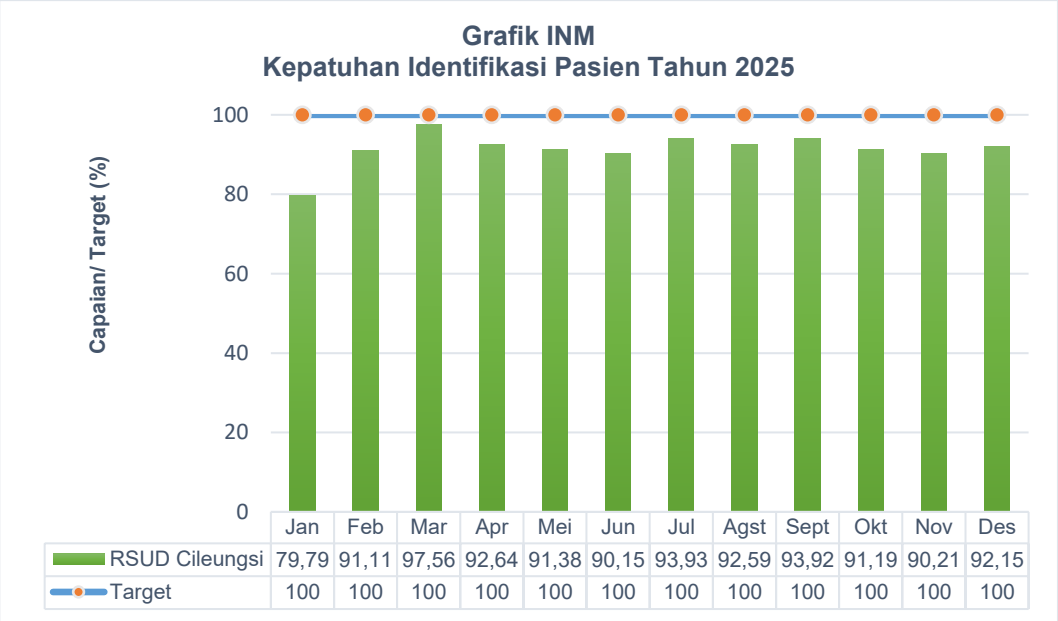

4. Waktu Tanggap Sectio Caesaria Emergensi

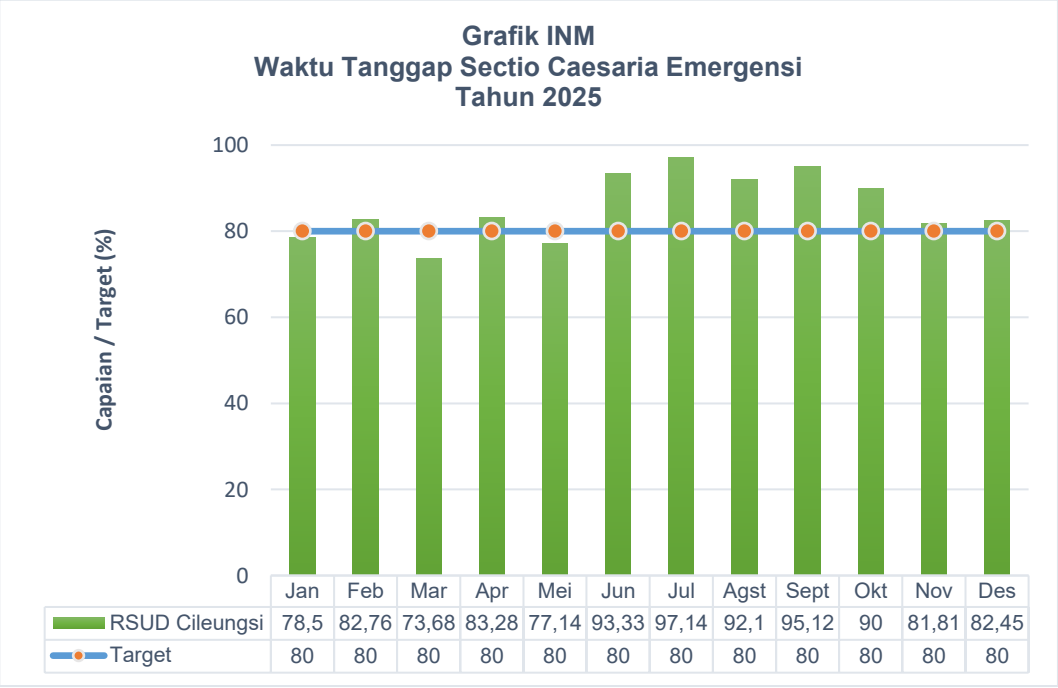

5. Waktu Tunggu Rawat Jalan

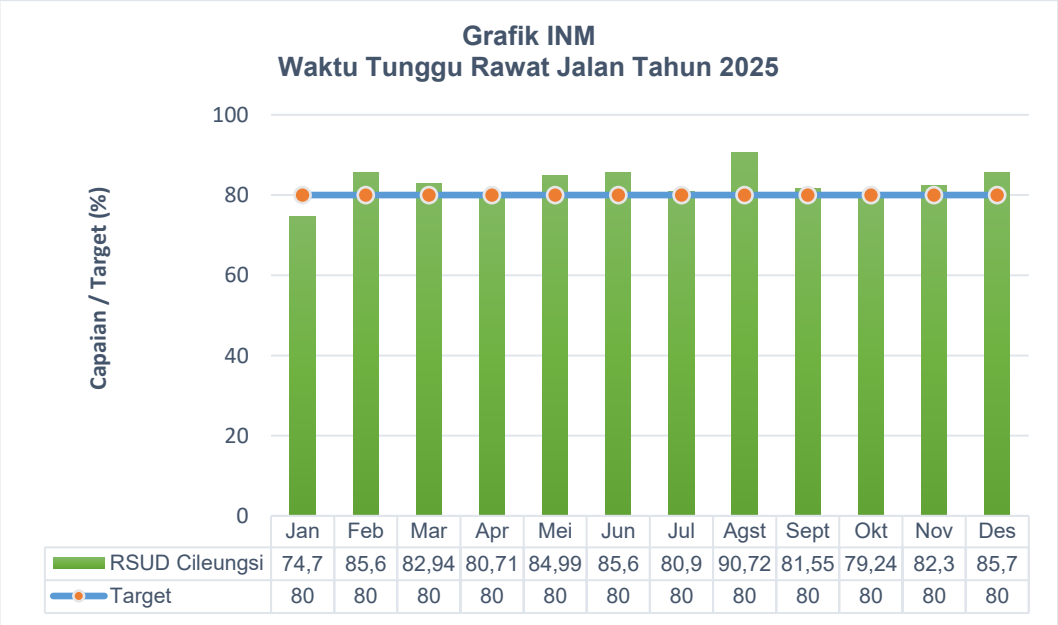

	Jan	Feb	Mar	Apr	Mei	Jun	Jul	Agst	Sept	Okt	Nov	Des
RSUD Cileungsi	74,7	85,6	82,94	80,71	84,99	85,6	80,9	90,72	81,55	79,24	82,3	85,7
Target	80	80	80	80	80	80	80	80	80	80	80	80

6. Penundaan Operasi Elektif

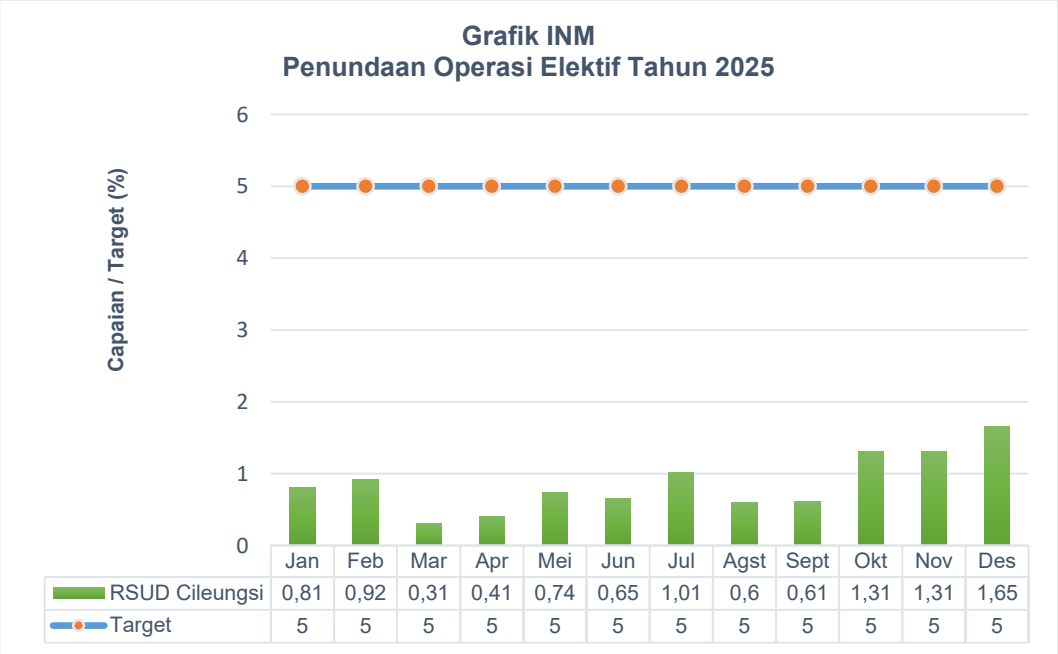

	Jan	Feb	Mar	Apr	Mei	Jun	Jul	Agst	Sept	Okt	Nov	Des
RSUD Cileungsi	0,81	0,92	0,31	0,41	0,74	0,65	1,01	0,6	0,61	1,31	1,31	1,65
Target	5	5	5	5	5	5	5	5	5	5	5	5

7. Kepatuhan Jam Visite Dokter

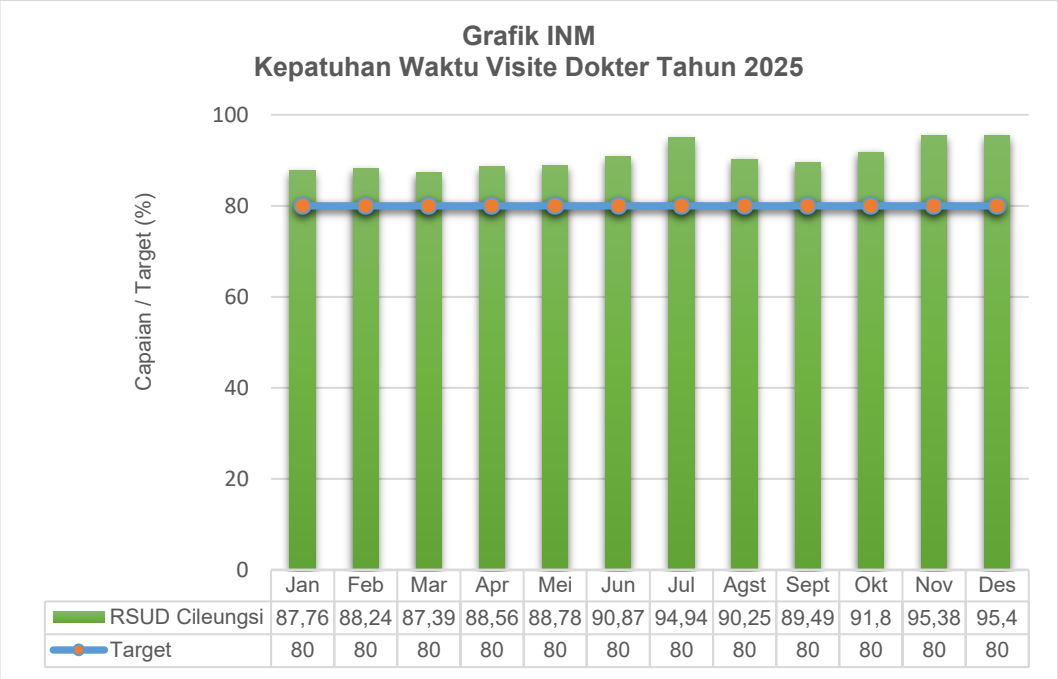

	Jan	Feb	Mar	Apr	Mei	Jun	Jul	Agst	Sept	Okt	Nov	Des
RSUD Cileungsi	87,76	88,24	87,39	88,56	88,78	90,87	94,94	90,25	89,49	91,8	95,38	95,4
Target	80	80	80	80	80	80	80	80	80	80	80	80

8. Waktu Lapor Hasil Tes Kritis Laboratorium

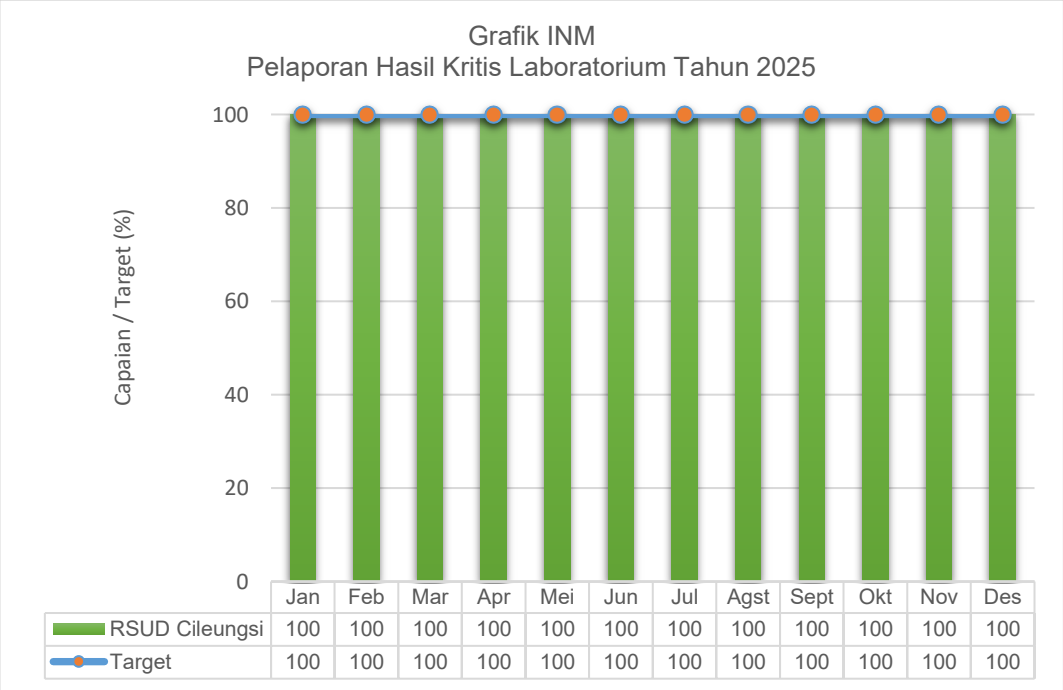

	Jan	Feb	Mar	Apr	Mei	Jun	Jul	Agst	Sept	Okt	Nov	Des
RSUD Cileungsi	100	100	100	100	100	100	100	100	100	100	100	100
Target	100	100	100	100	100	100	100	100	100	100	100	100

9. Kepatuhan Penggunaan Formularium Nasional

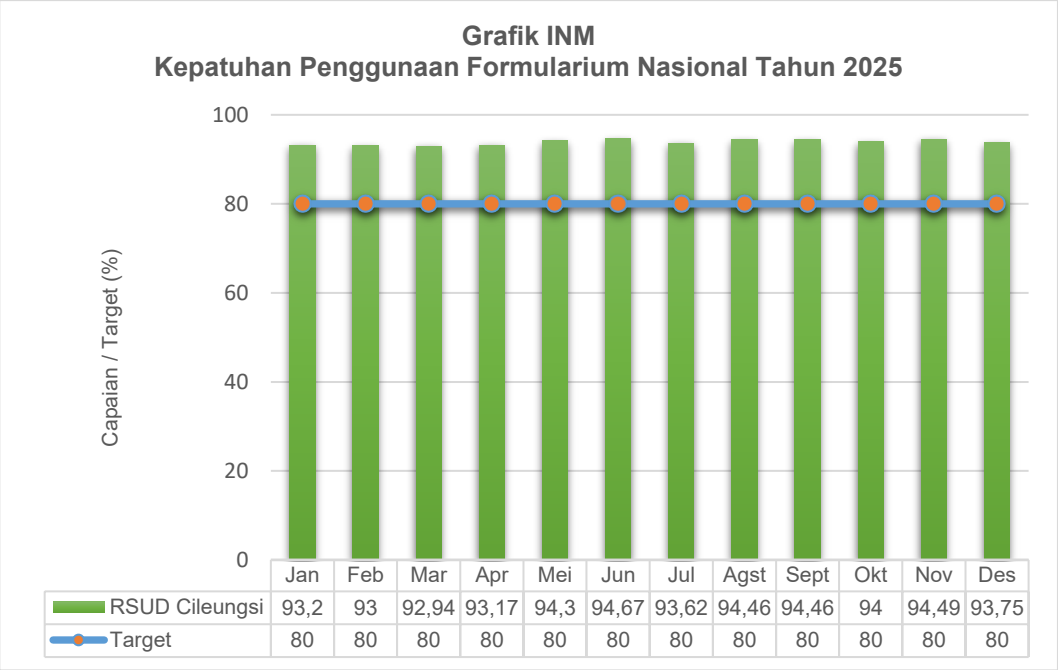

	Jan	Feb	Mar	Apr	Mei	Jun	Jul	Agst	Sept	Okt	Nov	Des
RSUD Cileungsi	93,2	93	92,94	93,17	94,3	94,67	93,62	94,46	94,46	94	94,49	93,75
Target	80	80	80	80	80	80	80	80	80	80	80	80

10. Kepatuhan terhadap Clinical Pathway

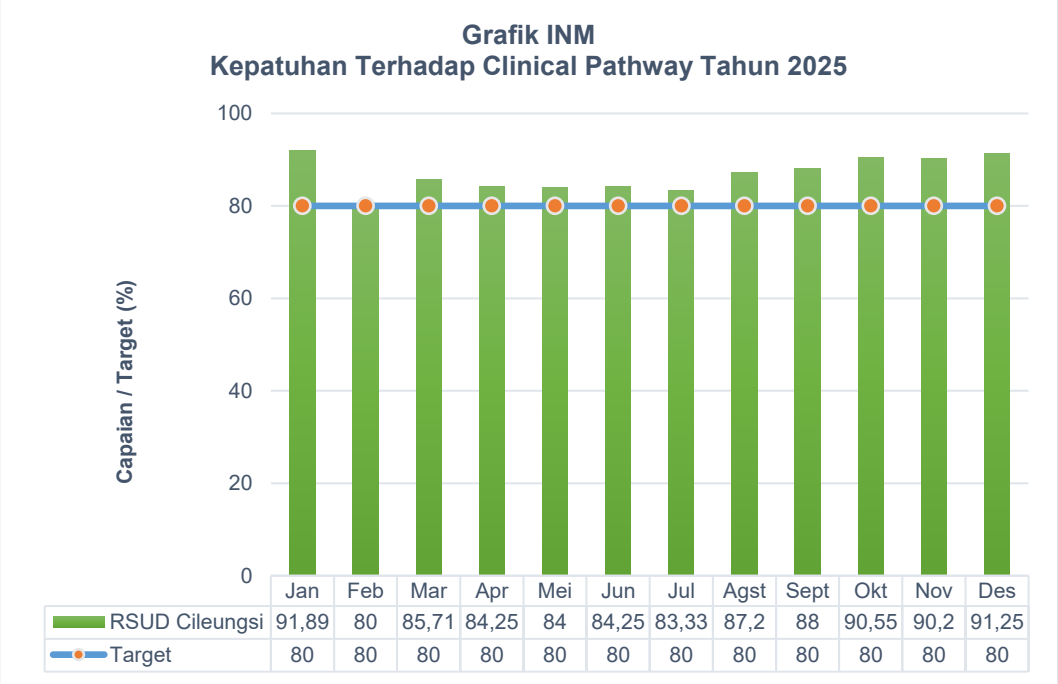

	Jan	Feb	Mar	Apr	Mei	Jun	Jul	Agst	Sept	Okt	Nov	Des
RSUD Cileungsi	91,89	80	85,71	84,25	84	84,25	83,33	87,2	88	90,55	90,2	91,25
Target	80	80	80	80	80	80	80	80	80	80	80	80

11. Kepatuhan Upaya Pencegahan Resiko Pasien Jatuh

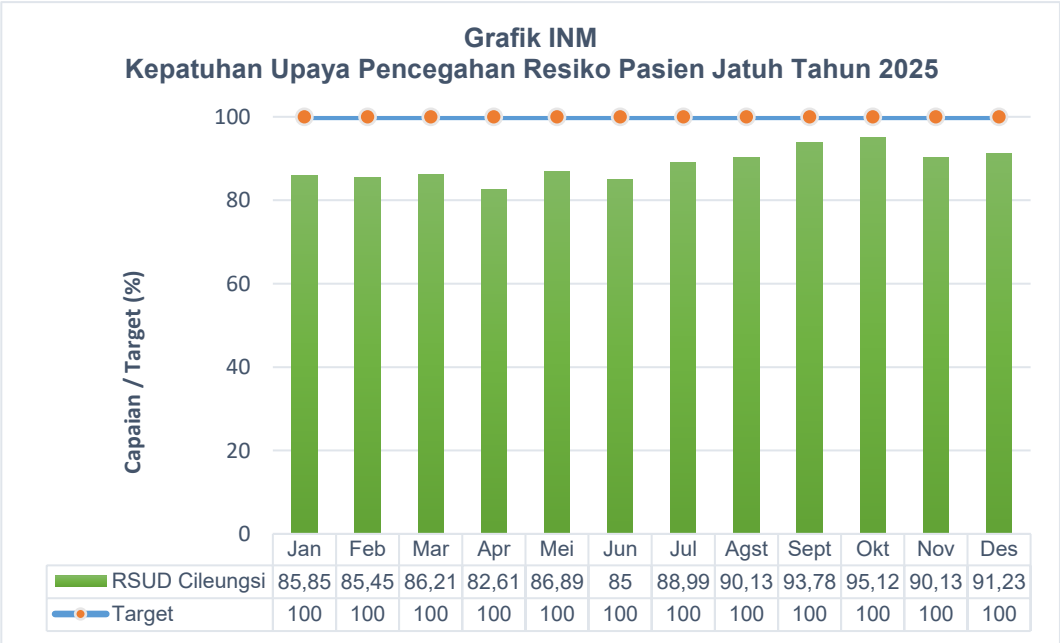

12. Kepuasan Pasien

13. Kecepatan respon terhadap Komplain

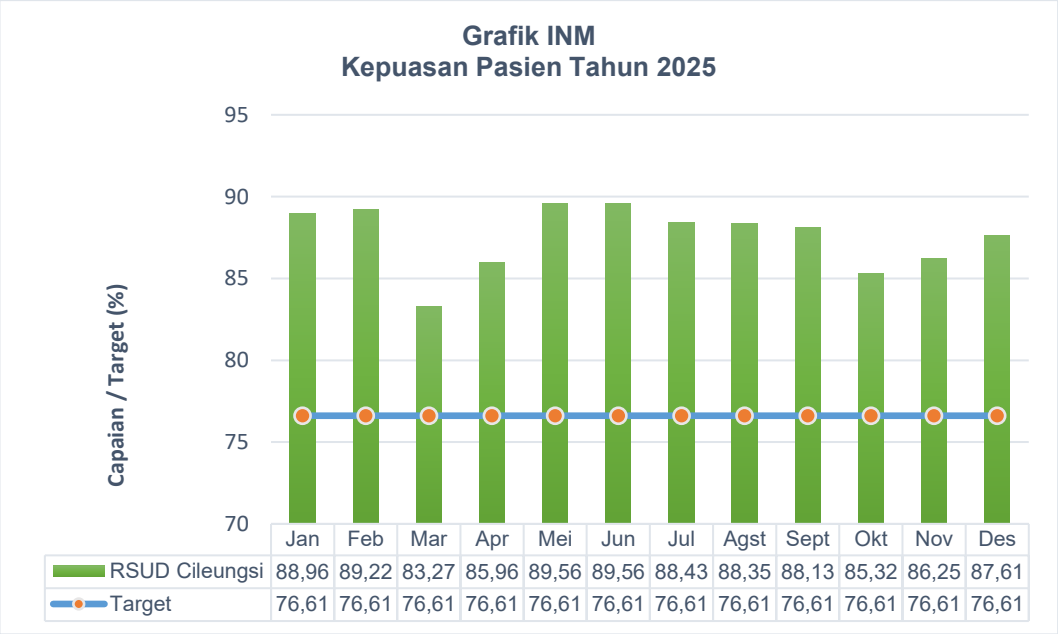

	Jan	Feb	Mar	Apr	Mei	Jun	Jul	Agst	Sept	Okt	Nov	Des
RSUD Cileungsi	88,96	89,22	83,27	85,96	89,56	89,56	88,43	88,35	88,13	85,32	86,25	87,61
Target	76,61	76,61	76,61	76,61	76,61	76,61	76,61	76,61	76,61	76,61	76,61	76,61